

Tobacco Use Among Latinos in Arizona: What have we learned so far?

Violeta Domínguez
Michele Walsh

Best of the West Conference
September, 2007

EVALUATION, RESEARCH AND DEVELOPMENT UNIT
Funded by the Arizona Department of Health Services

THE UNIVERSITY OF ARIZONA
Arizona State University

Smoking and Latinos at the national level

- Smoking prevalence for Latinos nationally is lower than that of other ethnic groups
 - American Indian/ Alaska Native 25%
 - White 23%
 - Black 21%
 - Hispanic 15% (NHS, 2006)
- Important differences in smoking prevalence among Latinos: Puerto Ricans and Cuban smoke at higher rates than Mexicans and Central Americans.
- Differences among subgroups due to lower prevalence among women:
 - Puerto Rican women - 24%
 - Mexican/Central American women 10%
- Among men, not so much variation

EVALUATION, RESEARCH AND DEVELOPMENT UNIT

THE UNIVERSITY OF ARIZONA
Arizona State University

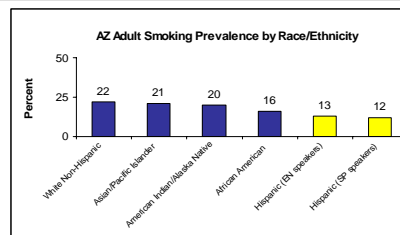
Who are the Latinos in Arizona?

- 29% of Arizona residents are Hispanic/Latinos– (2006, Census population estimate)
- 68% of AZ foreign-born population were born in Mexico
- The majority of Latinos in Arizona are Mexican born or of Mexican origin.

EVALUATION, RESEARCH AND DEVELOPMENT UNIT

THE UNIVERSITY OF ARIZONA
Arizona State University

Smoking prevalence among adults



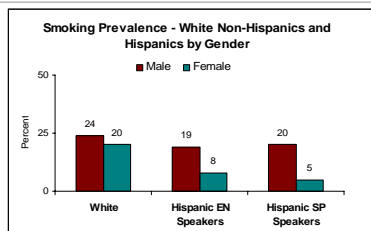
Source: Arizona Adult Tobacco Survey Combined Dataset 2002/2005; Arizona Hispanic Adult Tobacco Survey, 2005.

- As it is the case at the national level, Hispanics/Latinos in AZ have the lowest smoking prevalence of all ethnic groups. However...

EVALUATION, RESEARCH AND DEVELOPMENT UNIT

THE UNIVERSITY OF ARIZONA
Arizona State University

Important Gender Differences



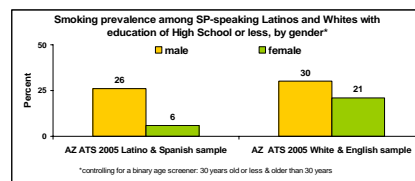
Source: Arizona Adult Tobacco Survey Combined Dataset 2002/2005; Arizona Hispanic Adult Tobacco Survey, 2005.

- Overall lower prevalence among AZ Latinos due to very low prevalence among women (consistent with national data)

EVALUATION, RESEARCH AND DEVELOPMENT UNIT

THE UNIVERSITY OF ARIZONA
Arizona State University

Smoking prevalence by education and gender - Latinos and Whites



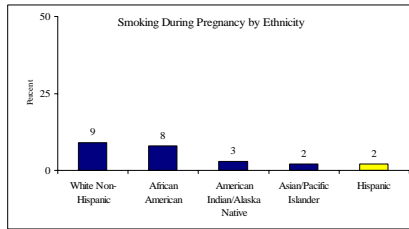
*controlling for a binary age screener: 30 years old or less & older than 30 years

- In overall U.S. population, lower education is correlated with higher smoking prevalence. This is not the case for Latinas, especially those who are Spanish speakers.

EVALUATION, RESEARCH AND DEVELOPMENT UNIT

THE UNIVERSITY OF ARIZONA
Arizona State University

Smoking during pregnancy





Source: Arizona Vital Statistics 2005, released by the Arizona Department of Health Services

- Self-reported smoking during pregnancy among Latinas/Hispanics is the lowest of all ethnic groups

EVALUATION, RESEARCH AND DEVELOPMENT UNIT THE UNIVERSITY OF ARIZONA

Home smoking ban

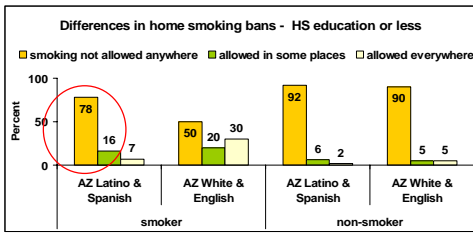
- Marker of SHS exposure but also serves as indicator of social norming

	Complete Ban 	Complete Allowance 
White*	81%	11%
Hispanic**	90%	3%

*ATS combined dataset 2002/2005
**All Hispanic EN and SP speakers ATS 2005, Hispanic ATS 2005.

EVALUATION, RESEARCH AND DEVELOPMENT UNIT THE UNIVERSITY OF ARIZONA

Home smoking bans (2)

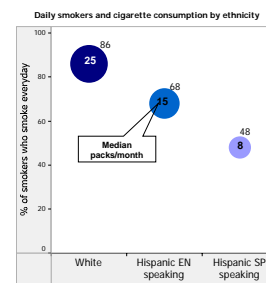


Source: Arizona Adult Tobacco Survey All Hispanics 2005 combined dataset; Arizona Adult Tobacco Survey, 2006

- Even in households with smokers, home smoking bans are more prevalent among Spanish-speaking Latinos

EVALUATION, RESEARCH AND DEVELOPMENT UNIT THE UNIVERSITY OF ARIZONA

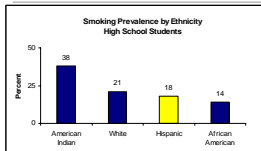
Frequent smokers and cigarette consumption



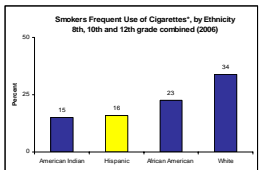
- The percentage of Hispanics who are daily smokers is lower than that of Whites
- Cigarette consumption among Whites is substantially higher than that of Hispanics, especially SP speakers
- Important differences in frequency of smoking and cigarette consumption even within Hispanics (EN vs SP speakers)

EVALUATION, RESEARCH AND DEVELOPMENT UNIT THE UNIVERSITY OF ARIZONA

Youth smoking



Data Source: Arizona Youth Tobacco Survey (YTS), 2005



*Smoking on 20 or more days in the past 30 days
Data Source: Arizona Youth Survey (AYS), 2006

EVALUATION, RESEARCH AND DEVELOPMENT UNIT THE UNIVERSITY OF ARIZONA

- The smoking prevalence among Latino youth is lower than that of American Indian and White youth.
- Consumption among Latino smokers is also lower than that of other ethnic groups. Compared to Whites, a smaller proportion of Latino smokers are frequent smokers.

Participation of Latinos in ADHS TEPP Cessation Services

- 15% of all ADHS TEPP cessation clients in FY04-06 were Hispanic
- 14% of all smokers in Arizona are Hispanic (ATS, 2005)
- This speaks favorably of the reach of AHDS TEPP services to this population

EVALUATION, RESEARCH AND DEVELOPMENT UNIT THE UNIVERSITY OF ARIZONA

Conclusions

- Latinos constitute the fastest growing ethnic group in Arizona. Understanding this population's smoking behaviors and attitudes (particularly among the youth) is important for public health.
- There are important gender differences in smoking prevalence among Latinos. Overall low smoking rates are related to very low rates among women. However, smoking prevalence among Latino men is about the same as that of White men.
- Cultural norms might serve as protective factors against smoking (e.g. low smoking during pregnancy; low exposure to second hand smoke at home; low smoking rates even among low SES Hispanics).
- Overall reach of cessation services to this population has been good. Identifying and targeting the 'higher risk' subgroups within this population (e.g. men; youth in certain regions) might be the next step.